




District Report Card: 2017			
State: Haryana		District: Faridabad	
Class: 3		Subject: Language	
Schools: 61		Students: 1200	


Participation/Coverage


Students

<div>GENDER</div> <div></div>	Boys				Girls			
	Number		%		Number		%	
	499		41.58		701		58.42	

<div>AREA</div> <div></div>	Rural				Urban			
	Number		%		Number		%	
	506		42.17		694		57.83	

<div>CATEGORY</div> <div></div>	SC		ST		OBC		GEN	
	Number	%	Number	%	Number	%	Number	%
	216	18.00	0	0.00	252	21.00	732	61.00

<div>CWSN</div> <div></div>	LD	VI	HI	S&LD	ID	Oth
	1	1	0	0	2	13

<div>Management</div> <div></div>	Government			Government-aided		
	Number		%	Number		%
	1200		100.00	0		0.00

Average Performance of Students in Language (%)

Overall	Gender		Area		Management		Social Group			
	Male	Female	Rural	Urban	Govt.	Aided	SC	ST	OBC	GEN
69.05	72.69	66.46	65.78	71.43	69.05	0.00	64.23	0.00	68.39	70.70

Performance on Learning Outcomes (LOs)

Learning Outcomes	Description	Average Performance(%)
L304	Reads small texts with comprehension i.e., identifies main ideas, details, sequence and draws conclusions	70.09
L312	Reads printed scripts on the classroom walls: poems, posters, charts etc.	66.97

Range of Performance of Students who Answered Correctly							
Below 30%		30% - 50%		50% - 75%		Above 75%	
Number	%	Number	%	Number	%	Number	%
78	6.50	155	12.92	435	36.25	532	44.33

Lowest Performing Learning Outcomes (LOs)

- 1 - Reads printed scripts on the classroom walls: poems, posters, charts etc. (66.97)
- 2 - Reads small texts with comprehension i.e., identifies main ideas, details, sequence and draws conclusions (70.09)